

School Health Programs Department's End of Year Report 2007/2008



Students Served

245,710 Unduplicated Contacts
131,088 Duplicated Contacts

Alcohol Youth Outreach Coordinators

236 Unduplicated Contacts
52,415 Duplicated Contacts

Direct Services

Alcohol Cut Back/Change Program (Unduplicated)

HS: 118 students served

Brief Intervention Sessions (Unduplicated)

HS: 118 students served

Presentations/Outreach

Peer Education(Duplicated)

Alcohol Prevention Presentations

HS: 13,263 students served

Alcohol Prevention School Wide Activities

HS: 39,152 students served

ExCEL After School Programs

14,502 Unduplicated Contacts

Direct Services

ExCEL After School Program (Unduplicated)

ES: 5,310 students served

MS: 3,351 students served

HS: 3,674 students served

CL: 914 students served

Presentations/Outreach

ExCEL After School Program Family Events (Unduplicated)

ExCELebration

CL: 353 students served

Revolution in Art & Dance

CL: 900 students served

Foster Youth Services

187 Unduplicated Contacts

Direct Services

Case Management and Tutoring (Unduplicated)

ES: 57 students served

MS: 41 students served

HS: 89 students served

Guardian Scholars Summer Program

HS: 24 students served

Learning Support Professionals

9,924 Unduplicated Contacts
~ 22,075 Duplicated Contacts
*(883 Classroom Presentations x
25 Students per Class)

Direct Services

Individual Student Support Services (Unduplicated)

ES: 4,229 students served

MS: 1,116 students served

HS: 84 students served

School Health Programs Department's End of Year Report 2007/2008



Students Served

245,710 Unduplicated Contacts

131,088 Duplicated Contacts

Learning Support Professional (Continued)

Individual Therapeutic Sessions (Unduplicated)

ES: 617 students served
MS: 144 students served
HS: 6 students served

Parent Contacts/Referrals/Interventions (Unduplicated)

ES: 1,476 students served
MS: 181 students served
HS: 8 students served

Student Groups (Unduplicated)

ES: 1,524 students served
MS: 502 students served
HS: 37 students served

Presentations/Outreach

Classroom Presentations (Estimated & Duplicated)*

ES: 17,100 students served (684 presentations x 25 students per classroom)
MS: 4,800 students served (192 presentations x 25 students per classroom)
HS: 175 students served (192 presentations x 25 students per classroom)

Mandates

30,012 Unduplicated Contacts

Direct Services

504 Case Management (Unduplicated)

CL: 38 students served

Dental - Oral Screenings (Unduplicated)

ES: 4,424 students served

Dental - Sealants (Unduplicated)

ES: 450 students served

Hearing (Unduplicated)

ES: 12,020 students served at 78 schools
MS: 3,106 students served at 19 schools
HS: 169 students served at 1 schools
CL: 93 students served at 3 schools

Scoliosis (Unduplicated)

MS: 3,016 students served at 19 schools

Vision (Unduplicated)

ES: 14,297 students served at 73 schools
MS: 3,732 students served at 14 schools
HS: 687 students served at 7 schools

Mentor Program

78 Unduplicated Contacts

Direct Services

Mentoring (Unduplicated)

MS: 78 students served at 7 schools through 858 sessions

School Health Programs Department's End of Year Report 2007/2008



Students Served

245,710 Unduplicated Contacts
131,088 Duplicated Contacts

Nutrition Education Program

13,242 Unduplicated Contacts
13,112 Duplicated Contacts

Materials

Harvest of the Month Family Newsletters (Unduplicated)

ES: 6,000 students served at 18 schools through 10 monthly newsletters

Presentations/Outreach

Breakfast Clubs (Duplicated)

ES: 1,702 students served at 10 schools through 51 sessions

Family Nutrition Nights/Health Fairs/All School (Duplicated)

ES: 3,173 students served at 18 schools through 49 presentations/sessions

Field Trips/Farmer's Market & Grocery Store Field (Unduplicated)

ES: 1,242 students served at 18 schools through 61 presentations/sessions

Harvest of the Month/Fruit & Vegetable Tastings (Unduplicated & Averaged)

ES: 6,000 students served at 18 schools through 10 presentations/sessions

Nutrition Classroom Lessons (Duplicated)

ES: 8,942 students served at 18 schools through 427 presentations/sessions

Nutrition Walking Club (Duplicated)

ES: 695 students served at 10 schools through 31 presentations/sessions

School District Nurses

13,143 Unduplicated Contacts
per event
~15,150 Duplicated Contacts
*(606 Classroom Presentations x
25 Students per Class)

Direct Services

Individual Student Support Services (Unduplicated)

ES: 5,538 students served
MS: 242 students served
HS: 3,356 students served

Individual Therapeutic Sessions (Unduplicated)

ES: 51 students served
MS: 4 students served
HS: 64 students served

Nurse of the Day Calls (Unduplicated)

ES: 1,172 students served

Parent Contacts/Referrals/Interventions (Unduplicated)

ES: 1,659 students served
MS: 55 students served
HS: 212 students served

Students Seen in Small Groups (Unduplicated)

ES: 222 students served
MS: 156 students served
HS: 512 students served

Presentations/Outreach

Classroom Presentations (Estimated & Duplicated)

ES: 9,050 students served (362 presentations x 25 students per class)
MS: 575 students served (23 presentations x 25 students per class)
HS: 5,525 students served (221 presentations x 25 students per class)

School Health Programs Department's End of Year Report 2007/2008

School Health Programs Department



Students Served

245,710 Unduplicated Contacts
131,088 Duplicated Contacts

105,516 Unduplicated Contacts
per event

Direct Services

Positive Alternatives Program/ Ropes, Sailing & Backpacking (Unduplicated)

MS: 440 students served at 18 schools

Student Health Clinic (Unduplicated)

Student Visits

ES: 159 students served

TB/Immunization Visits

CL: 98 students & staff served

Transition Program (Unduplicated)

MS: 631 students served

HS: 297 students served

Presentations/Outreach

Dental Poster Contest (Unduplicated)

CL: 2,700 students served

Health Awareness Events (Unduplicated per event)

Gay Pride/Respect Promotion

ES: 2,915 students at 18 schools

MS: 1,193 students served at 5 schools

HS: 5,512 students served at 17 schools

HIV/AIDS Awareness/Red Ribbon Week

ES: 3,950 students served at 36 schools

MS: 4,480 students served at 11 schools

HS: 5,028 students served at 14 schools

Nutrition Awareness Month

ES: 12,778 students served at 32 schools

MS: 3,539 students served at 6 schools

HS: 11,094 students served at 12 schools

Positive Alternatives to Drug Use Month

ES: 12,315 students served at 32 schools

MS: 6,140 students served at 11 schools

HS: 12,948 students served at 14 schools

Teens Tackle Tobacco

MS: 27 students served at 2 schools

HS: 47 students served at 14 schools

Violence Prevention & Positive School Climate Month

ES: 7,220 students served at 19 schools

MS: 1,300 students served at 6 schools

HS: 2,358 students served at 14 schools

School Health Programs Department's End of Year Report 2007/2008



Students Served

245,710 Unduplicated Contacts
131,088 Duplicated Contacts

SHPD (Continued)

Kaiser Permanente Educational Theater (Unduplicated)

P.E.A.C.E. Signs

ES: 940 students served at 3 schools

Secrets/HIV Prevention

HS: 995 students served at 5 schools

The Best Me

ES: 130 students served at 1 schools

Zip's Great Day

ES: 2,760 students served at 9 schools

New Conservatory Theatre Center (Unduplicated)

A Bunnies Tale/HIV Prevention

ES: 1,805 students served at 18 schools

Bullying & Diversity

ES: 896 students served at 15 schools

Cootie Shots

ES: 864 students served at 14 schools

Dos Rappers/HIV Prevention

ES: 1,800 students served at 16 schools

Get Real!/HIV Prevention

ES: 2,617 students served at 32 schools

Gorgeous

MS: 1,590 students served at 7 schools

Outspoken

HS: 1,125 students served at 4 schools

The Inner Circle

HS: 1,250 students served at 4 schools

The Other Side of the Closet

MS: 750 students served at 3 schools

HS: 1,350 students served at 6 schools

Peer Education Presentations (Unduplicated)

MS: 353 students served at 3 schools through 19 presentations

School Psychologists

46,665 Unduplicated Contacts

Direct Services


Student Assessments (Unduplicated)

CL: 1555 students served

Student Focused Meetings: IEP's & SST's (Unduplicated)

CL: 3110 students served

School Health Programs Department's End of Year Report 2007/2008

 <p>Students Served 245,710 Unduplicated Contacts 131,088 Duplicated Contacts</p>	Tobacco Youth Outreach Coordinators	
	<p>4,200 Unduplicated Contacts 28,336 Duplicated Contacts</p>	<p>Direct Services</p> <p>Smokeless School Sessions (Unduplicated) HS: 154 students served</p> <p>Student Smoking Citations HS: 295 students served</p> <p>Tobacco Cessation Sessions HS: 120 students served</p>
	<p>TYOC (Continued)</p>	<p>Presentations/Outreach</p> <p>Peer Education</p> <p>Tobacco Prevention Presentations (Unduplicated) HS: 3,631 students served</p> <p>Tobacco Prevention School Wide Activities (Duplicated) HS: 28,336 students served</p>
	Wellness	
<p>7,905 Unduplicated Contacts</p>	<p>Direct Services</p> <p>Condom Availability Program (Duplicated) HS: 4,171 students served at 16 schools</p> <p>Individual Student Support Services (Unduplicated) HS: 5,621 students served at 15 schools</p>	

School Health Programs Department's End of Year Report 2007/2008

ExCEL After School Programs



Teachers Served

12,006 Unduplicated Contacts

10,268 Duplicated Contacts

650 Unduplicated Contacts

Committee/Group Meetings

Lead Teacher Meetings (Unduplicated & Averaged)

ES: 34 teachers at 7 meetings
 MS: 7 teachers at 7 meetings
 HS: 2 teachers at 7 meetings

Site Coordinator Meetings (Unduplicated & Averaged)

ES: 40 teachers at 4 meetings
 MS: 12 teachers at 4 meetings
 HS: 7 teachers at 4 meetings

Presentations/Outreach

ExCELebration (Unduplicated)

CL: 53 teachers/staff attended

Professional Development

Community Learning Cohorts (Unduplicated & Averaged)

Balanced Programming

ES: 9 teachers at 2 meetings
 MS: 3 teachers at 2 meetings
 HS: 1 teacher at 2 meetings

Emerging Site Support

ES: 17 teachers at 3 meetings
 MS: 5 teachers at 3 meetings
 HS: 5 teachers at 3 meetings

Family & Community Outreach

ES: 4 teachers at 4 workshops
 MS: 1 teacher at 4 workshops
 HS: 2 teachers at 4 workshops

School Health Programs Department's End of Year Report 2007/2008



Teachers Served

12,006 Unduplicated Contacts

10,268 Duplicated Contacts

ExCEL ASP (Continued)

Leadership & Management

ES: 5 teachers at 4 workshops

MS: 1 teacher at 4 workshops

HS: 1 teacher at 4 workshops

Youth Involvement

ES: 4 teachers at 4 workshops

MS: 3 teachers at 4 workshops

HS: 1 teacher at 4 workshops

ExCEL ASP Institutes (Unduplicated)

Fall Institute

ES: 61 teachers/staff from 45 schools

MS: 11 teachers/staff from 9 schools

HS: 3 teachers/staff from 3 schools

Mid Year Institute

ES: 168 teachers/staff from 68 schools

MS: 42 teachers/staff from 13 schools

HS: 20 teachers/staff from 9 schools

ExCEL ASP Optional Workshops (Unduplicated)

Building & Motivating Leaders

ES: 17 teachers/staff from 11 schools

HS: 1 teachers/staff from 1 school

CL: 2 teachers/staff from 2 schools

Diversity Matters

ES: 16 teachers/staff from 8 schools

MS: 5 teachers/staff from 3 schools

HS: 2 teachers/staff from 2 schools

Family & Community Outreach

ES: 16 teachers/staff from 8 schools

MS: 3 teachers/staff from 3 schools

HS: 2 teachers/staff from 2 schools

Nutritional & Recreational Activities

ES: 18 teachers/staff from 9 schools

MS: 3 teachers/staff from 3 schools

HS: 1 teachers/staff from 1school

The Role of the Site Leader

ES: 6 teachers/staff from 4 schools

MS: 3 teachers/staff from 3 schools

HS: 1 teachers/staff from 1schools


Youth Development

ES: 10 teachers/staff from 6 schools


MS: 18 teachers/staff from 9 schools

HS: 4 teachers/staff from 4 schools

School Health Programs Department's End of Year Report 2007/2008

 <p>Teachers Served 12,006 Unduplicated Contacts 10,268 Duplicated Contacts</p>	Foster Youth Services	
	402 Unduplicated Contacts	Professional Development Foster Youth Services Program (Unduplicated) ES: 8 teachers/staff served HS: 27 teachers/staff served CL: 367 teachers/staff were given a Foster Youth Services Manual
	Learning Support Professionals	
	7,106 Duplicated Contacts 170 Presentations (Participants not counted)	Direct Services Teacher & Staff Consultations (Duplicated) ES: 6012 teachers/staff served MS: 1,072 teachers/staff served HS: 22 teachers/staff served Presentations/Outreach Teacher & Staff Presentations (Participants not counted) ES: 93 presentations/sessions MS: 77 presentations/sessions
	Mentor Program	
	43 Unduplicated Contacts	Professional Development Mentoring for Success (Unduplicated) MS: 43 teachers/staff served through 3 presentations/sessions
Nutrition Education Program		
580 Unduplicated Contacts 2,965 Duplicated Contacts	Committee/Group Meetings Nutrition/Physical Ed Teacher Leaders (Duplicated) ES: 31 teachers/staff from 18 schools attended 5 presentations/sessions Materials Harvest of the Month/Educator Newsletters (Unduplicated) ES: 350 teachers/staff from 18 schools received a total of 3,500 newsletters Presentations/Outreach Sugar Savvy/Rethink Your Drink Lessons (Duplicated) ES: 465 teachers/staff served through 7 presentations/sessions	

School Health Programs Department's End of Year Report 2007/2008

 <p>Teachers Served 12,006 Unduplicated Contacts 10,268 Duplicated Contacts</p>	<p>NEP (Continued)</p>	<p>Harvest of the Month/Staff Meeting Presentations (Unduplicated) ES: 200 staff served at through 8 presentations/sessions</p> <p>Professional Development</p> <p>Farmer's Market Teachers' Field Trip Workshop (Unduplicated) ES: 45 teachers/staff served at 24 schools through 2 presentations/sessions</p> <p>Getting Ready for Physical Activity & Nutrition (Unduplicated) ES: 35 teachers/staff served at 21 schools through 1 presentations/sessions</p> <p>Nutrition Site Based Professional Development (Duplicated) ES: 2,469 teachers/staff served at 18 schools through 46</p>
	<p>School District Nurses</p>	
	<p>1,742 Unduplicated Contacts 103 Presentations (Participants not counted)</p>	<p>Direct Services</p> <p>Teacher & Staff Consultations (Unduplicated) ES: 1,055 teachers/staff served MS: 122 teachers/staff served HS: 562 teachers/staff served</p> <p>Presentations/Outreach</p> <p>Teacher & Staff Presentations (Participants not counted) ES: 52 presentations/sessions delivered MS: 13 presentations/sessions delivered HS: 38 presentations/sessions delivered</p>
<p>School Health Programs Department</p>		
<p>8,336 Unduplicated Contacts 197 Duplicated Contacts</p>	<p>Committee/Group Mtgs</p> <p>Attendance Workgroup (Duplicated) CL: 197 teachers/staff served</p> <p>CBO Material Review Task Force (Unduplicated) CL: 11 teachers/staff served</p> <p>Direct Services</p> <p>Positive Alternatives Program/ Ropes, Sailing & Backpacking (Unduplicated) MS: 32 teachers/staff served at 18 schools</p> <p>AIDS Quilt & HIV Prevention Training (Unduplicated) ES: 13 teachers/staff served at 13 schools MS: 5 teachers/staff served at 5 schools HS: 10 teachers/staff served at 9 schools CL: 1 teacher/staff served</p>	

School Health Programs Department's End of Year Report 2007/2008



Teachers Served
 12,006 Unduplicated Contacts
 10,268 Duplicated Contacts

SHPD (Continued)

Health Advocates Meetings (Unduplicated per meeting)

- ES: 64 teachers/staff served at 52 schools
- ES: 77 teachers/staff served at 57 schools
- ES: 78 teachers/staff served at 56 schools
- ES: 63 teachers/staff served at 49 schools
- ES: 70 teachers/staff served at 51 schools
- ES: 74 teachers/staff served at 59 schools

Health Awareness Events (Unduplicated per event)

Gay Pride/Respect Promotion

- ES: 494 teachers/staff served at 19 schools
- MS: 123 teachers/staff served at 3 schools
- HS: 440 teachers/staff served at 15 schools

Nutrition Awareness Month

- ES: 1,074 teachers/staff served at 41 schools
- MS: 107 teachers/staff served at 7 schools
- HS: 496 teachers/staff served at 12 schools

Positive Alternatives to Drug Use Month

- ES: 555 teachers/staff served at 21 schools
- MS: 330 teachers/staff served at 10 schools
- HS: 329 teachers/staff served at 14 schools

Teens Tackle Tobacco

- MS: 7 teachers/staff served at 0 schools
- HS: 20 teachers/staff served at 14 schools

Violence Prevention & Positive School Climate Month

- ES: 499 teachers/staff served at 26 schools
- MS: 103 teachers/staff served at 6 schools
- HS: 308 teachers/staff served at 13 schools

Kaiser Permanente Educational Theater (Unduplicated)

P.E.A.C.E. Signs

- ES: 21 teachers/staff served at 3 schools through 3 presentations

The Best Me

- ES: 4 teachers/staff served at 1 schools through 2 presentations

Zip's Great Day

- ES: 121 teachers/staff served at 9 schools through 11 presentations

New Conservatory Theatre Center (Unduplicated)

A Bunnies Tale/HIV Prevention

- ES: 90 teachers/staff served at 18 schools through 8 presentations

Cootie Shots

- ES: 33 teachers/staff served at 14 schools through 14 presentations

Dos Rappers

- ES: 89 teachers/staff served at 16 schools through 8 presentations

Get Real!/HIV Prevention

- ES: 88 teachers/staff served at 16 schools through 8 presentations

School Health Programs Department's End of Year Report 2007/2008



Teachers Served

12,006 Unduplicated Contacts
10,268 Duplicated Contacts

SHPD (Continued)

Professional Development

Crisis Response Training (Unduplicated)

CL: 33 teachers/staff served

District Wide PD (Unduplicated)

Nutrition in the Garden

ES: 42 teachers/staff served

Spring Student Support Services Division Spring PD

CL: 146 teachers/staff served

Student Support Services Division Fall PD Day

CL: 210 teachers/staff served

Health Ed Forum (Unduplicated)

Family Diversity

ES: 17 teachers/staff served at 14 schools

Too Good for Drugs, Nutrition and Physical Activity

ES: 47 teachers/staff served at 34 schools

Health Advocate (Unduplicated)

Family Diversity

ES: 60 teachers/staff served at 60 schools

Tobacco, Alcohol & Drug Adult Conference (Unduplicated)

HS: 24 teachers/staff served

Healthy School Team (Unduplicated)

Fall Meeting

MS: 37 teachers/staff served at 18 schools

Spring Meeting

MS: 36 teachers/staff served at 18 schools

Winter Meeting

MS: 39 teachers/staff served at 16 schools

Puberty (ES), Sexuality, HIV/STD Prevention (Unduplicated)

ES: 31 teachers/staff served at 23 schools through 1 presentations/sessions

Sexuality/HIV/STD Prevention Education (Unduplicated)

MS: 10 teachers/staff served at 8 schools

HS: 19 teachers/staff served at 12 schools

Student Support Services Series (Unduplicated)

Adolescent Risk and Decision Making (Unduplicated)

MS: 3 teachers/staff served

HS: 7 teachers/staff served

Art Therapy

ES: 27 teachers/staff served

MS: 12 teachers/staff served

HS: 3 teachers/staff served

CL: 2 teachers/staff served

School Health Programs Department's End of Year Report 2007/2008



Teachers Served

12,006 Unduplicated Contacts

10,268 Duplicated Contacts

SHPD (Continued)

Elementary SAP

ES: 15 teachers/staff served

Grief & Loss

ES: 12 teachers/staff served

MS: 8 teachers/staff served

HS: 12 teachers/staff served

CL: 1 teachers/staff served

How To Run A Support Group

ES: 12 teachers/staff served

MS: 7 teachers/staff served

HS: 4 teachers/staff served

CL: 1 teachers/staff served

Secondary SAP

MS: 9 teachers/staff served

HS: 6 teachers/staff served

Type II Diabetes in Children

ES: 8 teachers/staff served

MS: 4 teachers/staff served

HS: 6 teachers/staff served

CL: 4 teachers/staff served

SST Training

ES: 14 teachers/staff served

MS: 11 teachers/staff served

HS: 6 teachers/staff served


Staff Meeting Professional Development Series (Avg/Unduplicated)

Skill Building Sessions'


CL: 525 staff served (apx. 75 staff at 7 distinct sessions)

- o How to Engage Hard to Reach Parents
- o Assets & Resiliency
- o Addiction Training
- o Addressing Violence: Prevention & Intervention in School & Community
- o Facilitation & Negotiation Skills
- o Fun & Interactive Team Building Activities
- o Race, Healing & Wellness


School Health Programs Department's End of Year Report 2007/2008

 <p>Teachers Served 12,006 Unduplicated Contacts 10,268 Duplicated Contacts</p>	<p>SHPD (Continued)</p>	<p>UCSF Speaker Series CL: 700 staff served (100 staff at 7 distinct sessions)</p> <ul style="list-style-type: none"> o "Acne, Rashes & Sunburn" Current Recommendations for Common Problems in Pediatric Dermatology o "Johnny is Not in School Again"/Causes & Management of Absenteeism o "Maybe It Ain't Just Misbehavin'" Differential Diagnoses of Challenging Behaviors o Adolescent Mental Health Toolkit New Resources for SF Schools o Child Abuse Evaluation in Schools What You Need to Know o Obesity & Weight Management in School Settings o The Health of SF's Children & Adolescents Challenges & Priorities <p>Substance Use Prevention Education (Unduplicated)</p> <p>Project Alert MS: 19 teachers/staff served at 7 schools</p> <p>Too Good For Drugs ES: 18 teachers/staff served at 13 schools</p> <p>Violence Prevention (Unduplicated)</p> <p>Second Step MS: 36 teachers/staff served at 15 schools</p> <p>Too Good for Violence ES: 39 teachers/staff served at 19 schools</p>
	<p>SPARK</p>	
	<p>189 Unduplicated Contacts</p>	<p>Presentations/Outreach</p> <p>SPARK Orientations (Unduplicated) ES: 69 teachers/staff served MS: 25 teachers/staff served</p> <p>Professional Development</p> <p>SPARK Trainings (Unduplicated) ES: 95 teachers/staff served</p>
	<p>Wellness</p>	
<p>64 Unduplicated Contacts</p>	<p>Professional Development</p> <p>Brief Intervention Strategies (Unduplicated) MS: 14 teachers/staff served HS: 50 teachers/staff served</p>	


School Health Programs Department's End of Year Report 2007/2008

 <p>Parents Served 12,002 Unduplicated Contacts 3,173 Duplicated Contacts</p>	ExCEL After School Programs	
	291 Unduplicated Contacts	Presentations/Outreach <i>ExCEL ASP Family Events/ExCELebration (Unduplicated)</i> XL: 291 parents attended
	Foster Youth Services	
	49 Unduplicated Contacts	Direct Services <i>Case Management and Tutoring (Unduplicated)</i> ES: 1 parent/guardian served MS: 6 parent/guardians served HS: 22 parent/guardians served Presentations/Outreach <i>Foster Youth Services Program (Unduplicated)</i> XL: 20 parent/guardians served
	Learning Support Professionals	
	1,665 Unduplicated Contacts 63 Presentations <i>(Participants not counted)</i>	Direct Services <i>Parent Contacts/Referrals/Interventions (Unduplicated)</i> ES: 1476 parents served MS: 181 parents served HS: 8 parents served Presentations/Outreach <i>Family & Caregiver Presentations (Participants not counted)*</i> ES: 51 presentations MS: 11 presentations HS: 1 presentation
	Nutrition Education Program	
	6,000 Unduplicated Contacts 3,173 Duplicated Contacts	Materials <i>Harvest of the Month/Family Newsletters (Unuplicated)</i> ES: 6,000 families each received 10 newsletters (60,000 over 10 months) <i>Family Nutrition Nights/Health Fairs/All School (Duplicated)</i> ES: 3173 parents served
School District Nurses		
1,926 Unduplicated Contacts 57 Presentations <i>(Participants not counted)*</i>	Direct Services <i>Parent Contacts/Referrals/Interventions (Unduplicated)</i> ES: 1659 students served MS: 55 students served HS: 212 students served	

School Health Programs Department's End of Year Report 2007/2008

 <p>Parents Served 12,002 Unduplicated Contacts 3,173 Duplicated Contacts</p>	<p>Nurses (Continued)</p>	<p>Presentations/Outreach Family & Caregiver Presentations (<i>Participants not counted</i>)* ES: 35 presentations MS: 2 presentations HS: 20 presentation</p>
	<p>School Health Programs Department</p>	
<p>2,071 Unduplicated Contacts</p>	<p>Presentations/Outreach Health Awareness Events (Unduplicated) Gay Pride/Respect Promotion ES: 255 parents served at 6 schools Nutrition Awareness Month ES: 236 parents served at 7 schools MS: 482 parents served at 4 schools Positive Alternatives to Drug Use Month ES: 22 parents served at 5 schools MS: 531 parents served at 5 schools Violence Prevention & Positive School Climate Month ES: 222 parents served at 6 schools Kaiser Permanente Educational Theater (Unduplicated) PEACE Signs ES: 245 parents served The Best Me ES: 78 parents served</p>	

School Health Programs Department's End of Year Report 2007/2008

 <p>CBO Staff Contact 794 Unduplicated Contacts</p>	ExCEL After School Programs	
	21 Unduplicated Contacts	Committee/Group Meetings CBO Partners Meetings (Unduplicated & Averaged) CL: 17 CBO staff attended 4 meetings Professional Development Mid Year Institute (Unduplicated) CL: 4 CBO staff attended
	Foster Youth Services	
	356 Unduplicated Contacts	Direct Services Case Management and Tutoring (Unduplicated) MS: 15 CBO staff served HS: 45 CBO staff served Professional Development Foster Youth Services Program Workshops (Duplicated) CL: 296 CBO staff attended
School Health Program Department		
417 Unduplicated Contacts	Committee/Group Meetings CBO Orientation (Unduplicated) CL: 364 CBO staff attended Citywide School Health Planning Committee (Unduplicated) CL: 38 CBO staff attended Presentations/Outreach Health Advocate (Unduplicated) ES: 15 CBO staff attended	

SUMMARY		
	Unduplicated Contacts	Duplicated Contacts
Students	245,710	131,088
Teachers/Staff	12,006	10,268
Parents	12,002	3,173
CBOs	794	
TOTAL	270,512	144,529